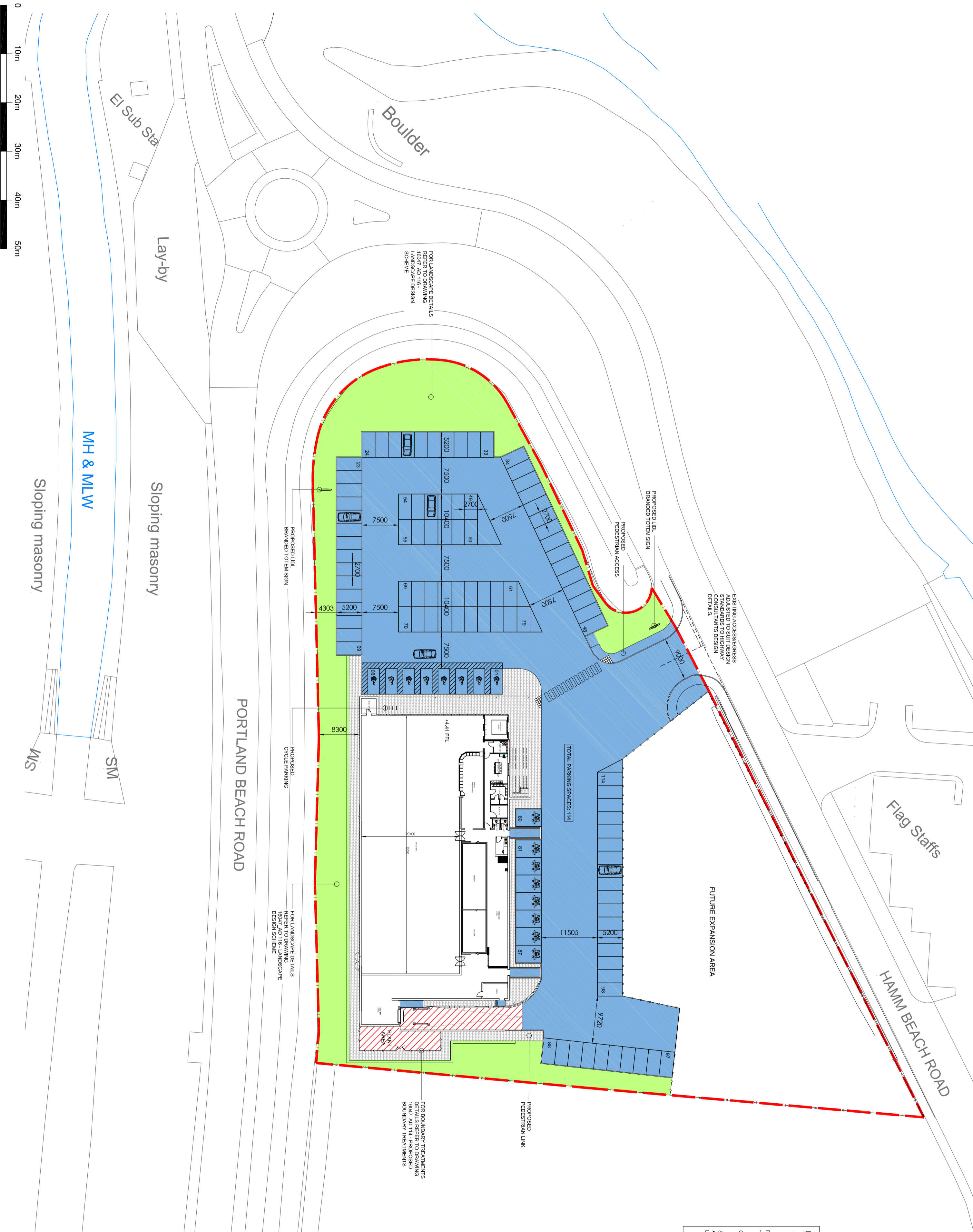
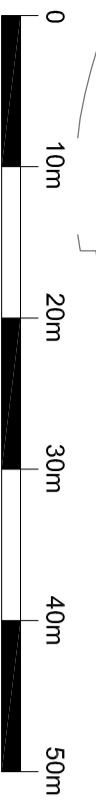


**IMPORTANT INFORMATION**

Dimensions to be confirmed on site prior to start of works and OQAS is to be informed of discrepancies immediately. No dimensions to be scaled. All materials and works are to be carried out in accordance with current British Standards, Planning Approval, current Building Regulations and Codes of Practice.  
Party Wall Act - Party Wall Act are to be served by the property owner or appointed third party by property owner.  
Health and Safety - CD4 2015 Regulations apply to all construction works to be carried out and apply to designers, contractors and the client. As such all parties have a duty under these regulations.



LEGEND	
	DETAILED LANDSCAPE AREAS - REFER TO LANDSCAPE ARCHITECTS DRAWINGS FOR ALL DETAILS.
	RECTANGLE GREY ANTIHARDCUTE PAVING 200 x 100mm - REFER TO LIDL SPECIFICATION DRAWING LD-SP-01
	CONCRETE ACCESS RAMP AND PLANT AREA
	SMA ACCESS ROADS ACCESSIBLE BY HV/GV & VEHICLE - REFER TO LIDL SPECIFICATION DRAWING LD-SP-01



FOR LANDSCAPE DETAILS REFER TO DRAWING LD-SP-01 FOR LANDSCAPE DESIGN SCHEME

EXISTING ACCESS/EGRESS ADJUSTED TO SUIT DESIGN AND LIDL SPECIFICATIONS CONSULTANTS DESIGN DETAILS.

PROPOSED LIDL BRANDED TOTEM SIGN

PROPOSED PEDESTRIAN ACCESS

FUTURE EXPANSION AREA

TOTAL PARKING SPACES: 114

PROPOSED PEDESTRIAN LINK

FOR BOUNDARY TREATMENTS DETAILS REFER TO DRAWING LD-SP-01 AND 114 - PROPOSED BOUNDARY TREATMENTS

FOR LANDSCAPE DETAILS REFER TO DRAWING LD-SP-01 FOR LANDSCAPE DESIGN SCHEME

PROPOSED CYCLE PARKING

PROPOSED LIDL BRANDED TOTEM SIGN

Sloping masonry

MH & MLW

Sloping masonry

PORTLAND BEACH ROAD


Flag Staffs

HAMM BEACH ROAD

**STATUS: PLANNING**

Client: LIDL UK GMBH-Weston-Super-Mare, BS24 7TG  
Project: PORTLAND BEACH ROAD, WEYMOUTH  
Title: PROPOSED SITE FINISHES

Job No. 16047  
Drawing No. AD 115 - REV B  
Drawn by KH  
Checked by SPN  
Date OCT 2017  
Scale 1:500  
Sheet A2



Chartered Institute of Architectural Technologists  
Registered Practice

One Design Architectural Services Ltd  
Unit 1, Merchants Quay,  
Phase II, Ashley Lane, Shipley  
West Yorkshire, BD17 7DB  
0 1 2 7 4 5 9 1 1 8 8  
www.onedesignarchts.com  
mcil@onedesignarchts.com

