
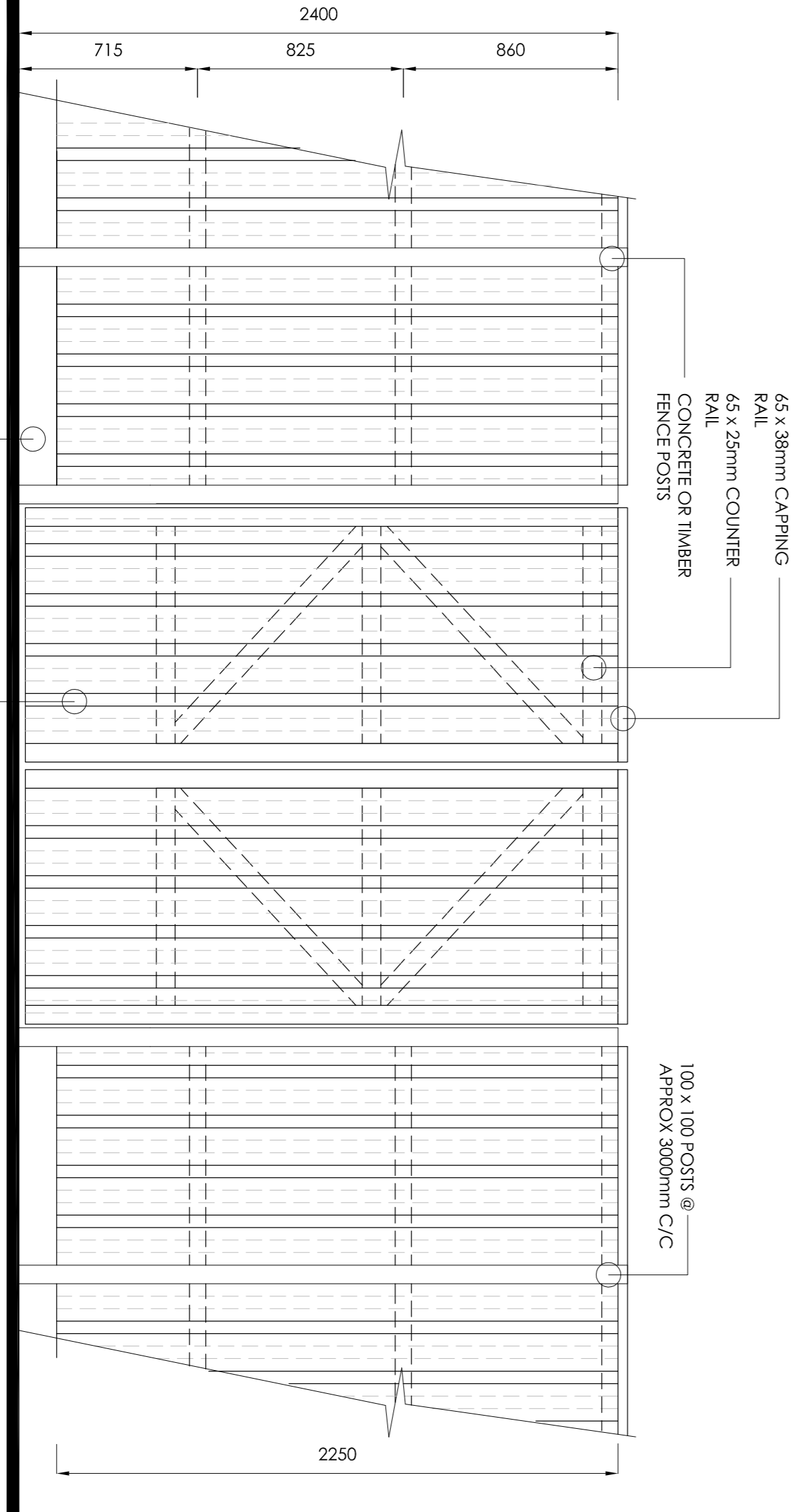


EXISTING RAILINGS



2100mm PALADIN FENCE
RAL COLOUR 7037



2400mm ACOUSTIC TIMBER FENCE WITH DOUBLE ACCESS GATE

- BOUNDARY TREATMENTS KEY**
- EXISTING RAILINGS TO BE RETAINED
 - PROPOSED RAILINGS TO MATCH EXISTING
 - 2400mm ACOUSTIC FENCE WITH DOUBLE MOE GATE
 - 2100mm PALADIN FENCE


STATUS: PLANNING

Client
LIDL UK GMBH-Weston-Super-Mare, BS24 7TG

Project
PORTLAND BEACH ROAD, WEYMOUTH

Title
PROPOSED BOUNDARY TREATMENTS

Job No. 16047
Drawing No. AD114-REV C
Drawn by KH
Checked by SPN
Date OCT 2017
Scale 1:20 / 1:500
Sheet A1



ONE DESIGN
ARCHITECTURAL SERVICES
One Design Architectural Services Ltd
Unit 11, Merchants Quay,
Phase II, Ashley Lane, Shipley
West Yorkshire, BD11 7DB
0 1 2 7 4 5 9 1 1 8 8
www.onedesignarch.com
mail@onedesignarch.com